



V/SR^U

ULTRA VOLOCITY





A glossy wasp decal stands out against the matte paint of the VSRu, representing its speed capabilities, while lines depicting wind flow move across the down tube in contrast to the frame's stiffness.

There are two color options:

A standard color "Golden Flow" highlights areas of a matte black frame with accents of gold; and a special color "Desert" gradually transitions from a sandy hue to a brilliant blue. Both options are bold and ready for the race.



VSRu GOLDFLOW (STANDARD COLOR)



VSRu DESERT (SPECIAL COLOR)



VSRu MARSALA (MYDARE SINGLE COLOR OPTIONS)

- | | | | |
|---|---|---|---|
|  |  |  |  |
| FLAME | MARSALA | DUST | LEAD |
|  |  |  |  |
| SULPHUR | LEAF | NIAGARA | NAVY |
|  |  |  |  |
| SNOW | STONE | SYMPHONY | SHALE |

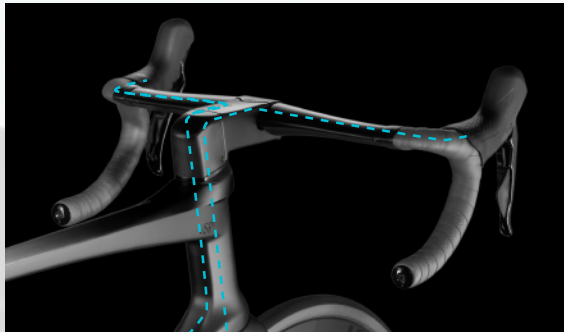
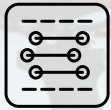


VSRu BLUE-PINK (MYDARE GRADIENT COLOR OPTIONS)

GREEN-GOLD BLUE-PINK RED-BLACK GRAY-WHITE



TECHNOLOGY



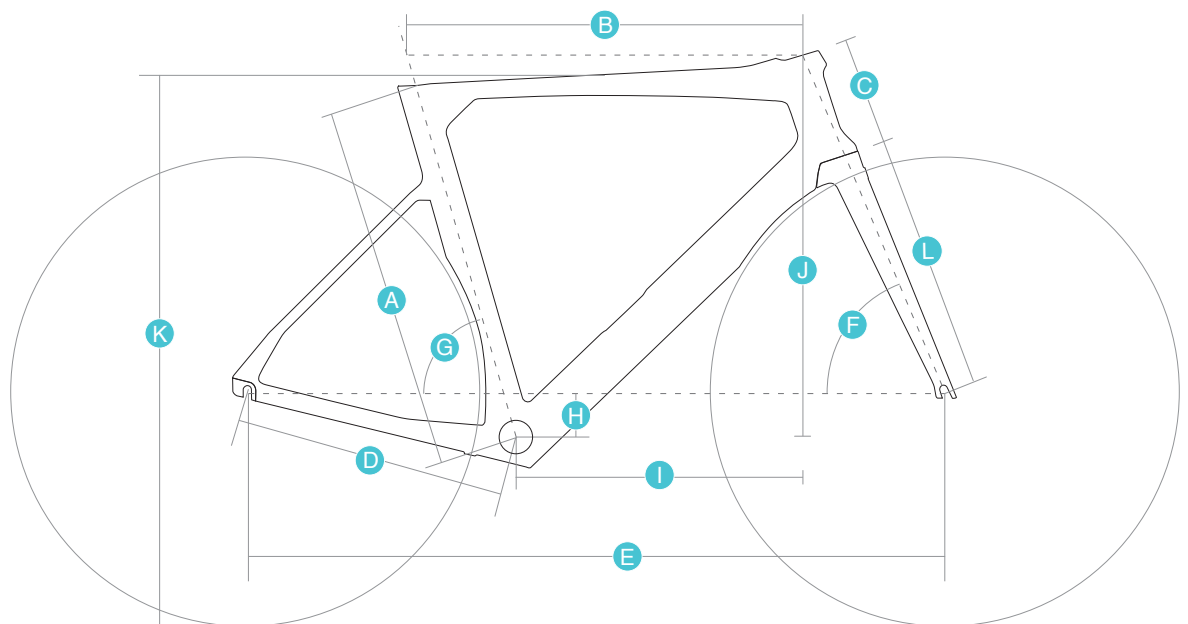
INTEGRATE FOR AERO

To minimize the drag of wind, VSRu's exclusive VETOX aero handlebar, integrated cable routing, aerodynamic frame shape, and exquisite hand-painted finish combine to take you on a sleek and balanced flight with the wind. A special cover for the disc brake effectively reduces air resistance caused by the brake calipers, and also includes ventilation holes to keep disc temperatures low.

CARBON CRAFT

VSRu uses new latex inner mold technology, a frame's inner walls are able to be completely smooth and carbon fiber can be tightly layered on, resulting in consistent frame rigidity and small tolerances.

VSRu GEOMETRY



SIZE	A	B	C	D	E	F	G	H	I	J	K	L
XXS	480	508	97	410	967	71	74	75	365	500	736	370
XS	500	526	116	410	982	71.5	74	75	377	520	756	370
S	520	543	137	410	997	72	74	73	389	540	778	370
M	540	562	158	410	1015	72	74	73	401	560	798	370
L	560	579	181	410	1030	72.5	74	70	413	580	821	370
XL	580	597	201	410	1048	72.5	74	70	425	600	841	370

